

Ward Hardwood Floor Service

Based in Evergreen, Colorado, the heart of the Rocky Mountains, Ward Hardwood Flooring is locally owned and has more than 20 years of experience in the hardwood flooring business. We offer the complete range of hardwood floor services — from affordable, quality hardwood floors for the cost-conscious homeowner or business, to exotic woods, wide-

Eastern White Pine with custom, hand-scraped edges and a light brown stain.

plank flooring and reclaimed materials for highly custom projects. We are a small, detail-oriented company that believes in providing a high quality finished product. We do all of our own installing, sanding and finishing to maintain a high degree of craftsmanship. While custom flooring is where we excel, we bring our high quality attitude to even the smallest of floors.

We have a climate controlled warehouse to acclimate all our flooring to our altitude and climate. Due to our dry climate, flooring has a tendency to shrink if not provided an adequate time to acclimatize. We use a large dehumidifier to quickly reduce the moisture level in the woods stored in our warehouse. We also rack the wood, leaving spaces between the boards to speed up the acclimation process. Because we have recognized the importance of providing a superior product, Ward Hardwood has spent a lot of time and effort to solve the problems that our very dry climate can cause with hardwood flooring.

Complete start-to-finish services include:

- Installation
- Sanding and finishing
- Dust containment available
- Custom designs, borders and inlays
- Climate controlled warehouse
- Large or small projects
- Residential and commercial

A beveled edge rustic White Oak with a Dark Walnut stain and a mild hand-scraping along the edge.



Ward
Hardwood
Floor Service

P. O. Box 2015
29340 Industrial Way, Suite D410
Evergreen, CO 80437

(303) 674-6966
Fax (303) 674-6713

info@wardhardwoodflooring.com

www.wardhardwoodflooring.com

Ward Hardwood Floor Service

Creating Fine Wood Floors

Swedish Finish

Installation Sand Finish

All Phases of Wood Floors

Wide Plank Flooring

Ward Hardwood offers a large selection of wide plank flooring in almost any size. We have access to mills all across the country and do our best to find the lowest prices and the highest quality in wood. Wide plank flooring can come in many types and sizes. Flooring is considered planking when its width exceeds four inches. Planking is commonly milled in widths from four to 11 inches and usually comes in lengths greater than five feet, but we can have our planking custom milled to almost any specifications (length or width).

While plank flooring can be milled in a clean, long grain for an elegant, contemporary appearance, in Colorado, wide plank flooring is more commonly used to create a rustic appearance with large knots and multi-colored boards. A rustic wide plank floor can create a warm mountain home feeling. Ward Hardwood also can provide custom hand-scraping and many forms of distressing to create a worn, antique appearance. The rustic look can be further enhanced by using a reclaimed wood. Reclaimed materials are recovered from old barns, warehouses and buildings, then re-milled into flooring. Reusing this old lumber is a great way to keep this American history alive as a part of your home. These recycled woods are most commonly Oaks, Firs and Pines, but many other woods can be found, such as Chestnut, Mahogany, Walnut, etc. The wormholes, nail holes, mineral markings and miscellaneous distressing create a unique character to the floor that only time could provide.

Do you provide free estimates?


Yes, we will provide a free estimate. This will give us information on the area we will be working in. The cost will depend on the size of the area, the difficulty of the job and the type of wood desired.



Wide plank Eastern White Pine hand-scraped with a light brown stain.



Reclaimed Oak barnsiding milled into flooring with an aggressive hand-scraping along the edges.




A reclaimed Oak flooring with a light brown stain in custom widths.

Hardwood Strip Flooring

The most common type of hardwood flooring is strip flooring. Strip flooring is tongue and grooved flooring and usually comes in widths of 2 1/4" up to 4 1/4" and a thickness of 3/4". Almost any type of exotic wood can be milled into hardwood flooring. It is graded by the variety of color and knots in the wood but does not reflect the quality of the floor. All grades of our flooring are milled from quality lumbars to provide a sturdy beautiful floor for your home.

Dust Containment

One concern of many homeowners considering hardwood floors is the problem of dust containment. The installation and sanding of a hardwood floor can be a dusty business. At Ward Hardwood, we go to great effort to make your hardwood floor experience as easy and painless as possible. For many years, we have worked with a professional tarping company whom we have found to be courteous and reliable, and they guarantee their work. While we do our best to keep our work environment clean, the professional tarping will keep the rest of your home dust free.



A colorful Beetle-kill Blue Pine.

How long will it take to get my floor done?


For a typical 1,000 sq. ft. job, it should take two days to install the wood and two to three days to sand and apply the finish coats. This can vary with increased difficulty of work.

Can you install a floor over concrete or radiant heat?

Yes, this process is a bit more complicated than laying floor over a normal subfloor, but it can be done. One option is to use prefinished flooring which can be glued directly to a smooth, level concrete surface. We can also place 3/4" plywood over a concrete sub-floor and install our floor on top of that. It is best to contact us before installing the radiant heat.

Wide Plank and Restoration Lumber Projects

While Ward Hardwood specializes in flooring, our storage/dehumidifying facilities and knowledge of restoration lumbars and other hard to find woods can be useful in projects other than flooring. Using our numerous distribution contacts and mills, Ward Hardwood can find the right woods for any custom lumber project (beams, siding, paneling, etc.).



A reclaimed wormy Chestnut in random widths.

Where do I begin?

You can visit our showroom in Evergreen to see our many samples of different woods and get an idea of what you like. The first step will be to choose a wood (color, durability, grade) that will fit your home. You can learn about different finishes available (matte, semi-gloss, water-based, acid-cured, poly). Plus, you can take a look at types of stains which can highlight a floor (although a natural floor is quite beautiful).

When can we place furniture on our new floor?

We recommend waiting at least five days to place furniture on the floor. Waiting seven to 10 days would be best, but most people cannot wait that long. We highly recommend felt glides for the bottom of all furniture to avoid scratching the floor. The glides can be purchased from us or any hardware/furniture store. Rugs should not be placed on the floor for 30 days.

How should I clean my new floor?

You should never use waxes, oils, chemicals or cleaning products such as oil soap to clean your floor. Instead use a cleaner made specifically for hardwood floors. The problem with waxes, oils and chemicals is that they will cause a bad reaction if/when you recoat your wood floor. When the finish on your floor begins to wear down, we can recoat your floor (add an extra layer of finish on top of your existing floor without resanding it).

